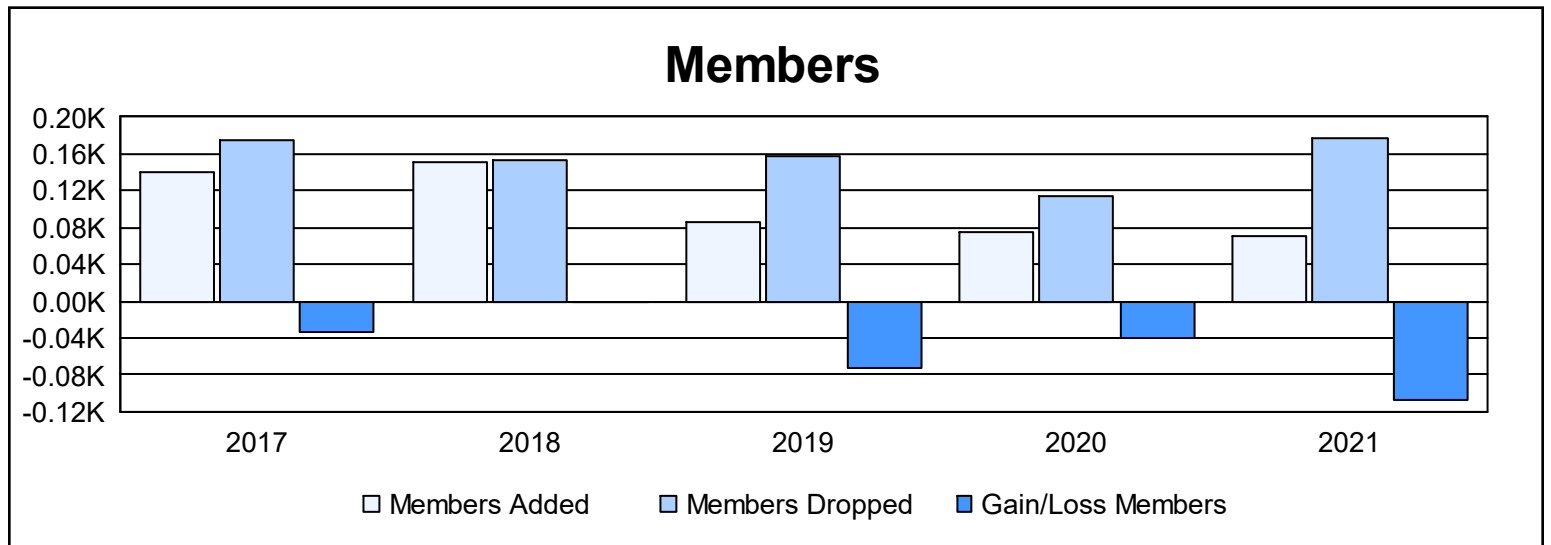
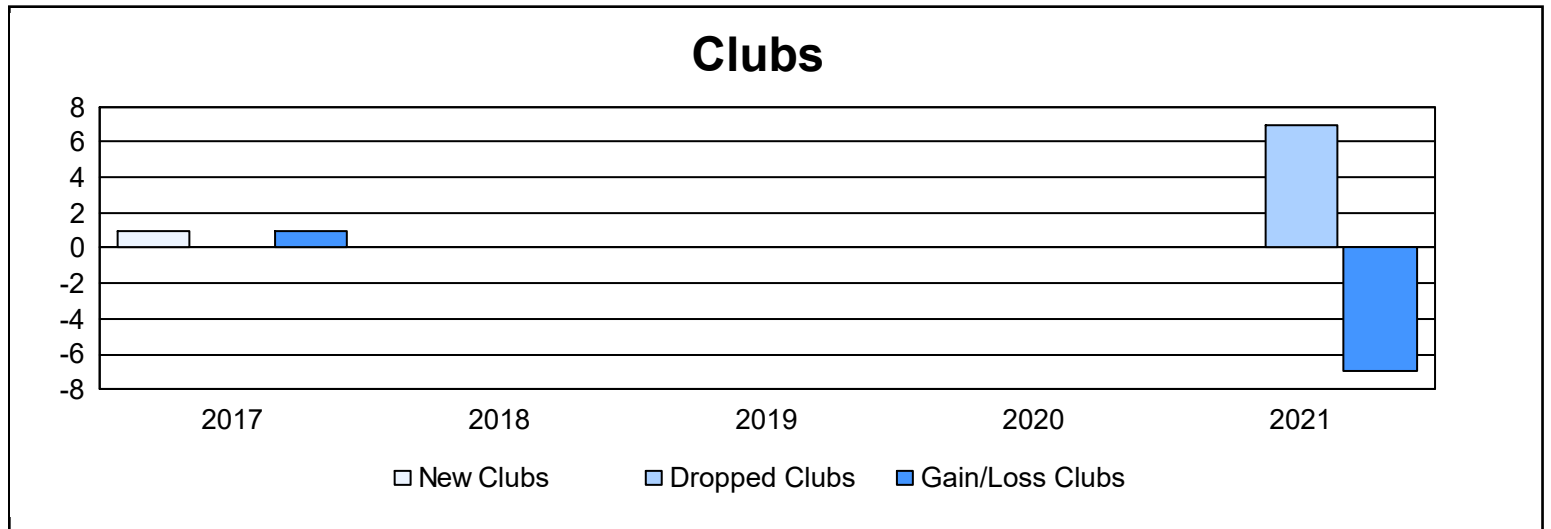
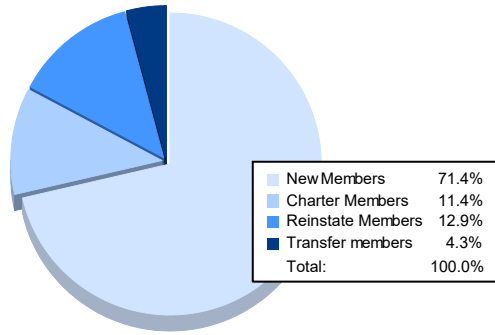


| Year           | New Clubs | Dropped Clubs | Gain/ Loss Clubs | New Members | Charter Members | Reinstate Members | Transfer Members | Total Member Added | Total Members Dropped | Gain/ Loss Members |
|----------------|-----------|---------------|------------------|-------------|-----------------|-------------------|------------------|--------------------|-----------------------|--------------------|
| 2016-2017      | 1         | 0             | 1                | 115         | 20              | 4                 | 2                | 141                | 175                   | -34                |
| 2017-2018      | 0         | 0             | 0                | 102         | 10              | 5                 | 34               | 151                | 153                   | -2                 |
| 2018-2019      | 0         | 0             | 0                | 75          | 0               | 3                 | 7                | 85                 | 158                   | -73                |
| 2019-2020      | 0         | 0             | 0                | 71          | 0               | 2                 | 1                | 74                 | 115                   | -41                |
| 2020-2021      | 0         | 7             | -7               | 50          | 8               | 9                 | 3                | 70                 | 177                   | -107               |
| <b>Average</b> | <b>0</b>  | <b>1</b>      | <b>-1</b>        | <b>83</b>   | <b>8</b>        | <b>5</b>          | <b>9</b>         | <b>104</b>         | <b>156</b>            | <b>-51</b>         |



### Membership Composition June 2021 Cumulative



### Gender Composition June 2021 Cumulative

